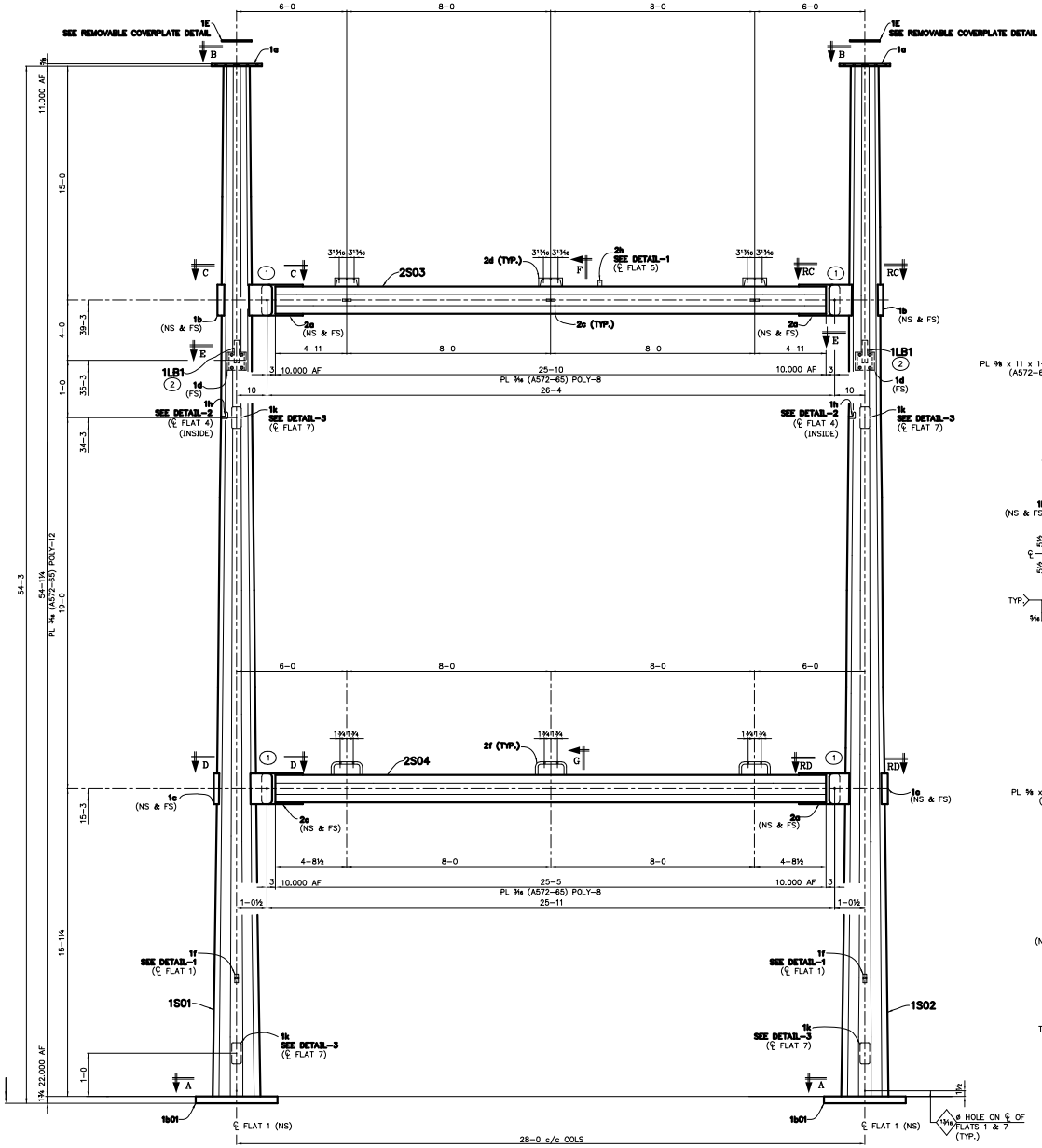

69KV DEADEND H-FRAME

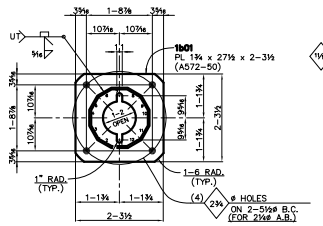

SECTION - A

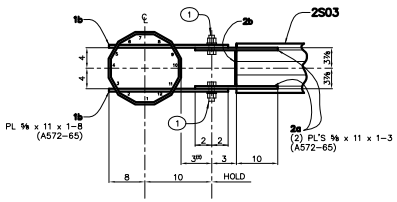

SECTION C-C (THUS)
SECTION RC-RC (REV)

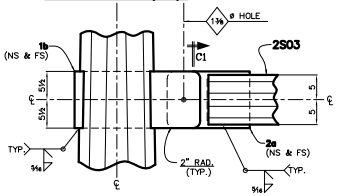

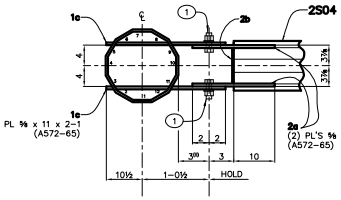

SECTION D-D (THUS)
SECTION RD-RD (REV)

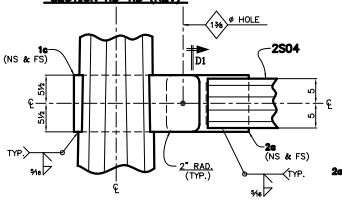

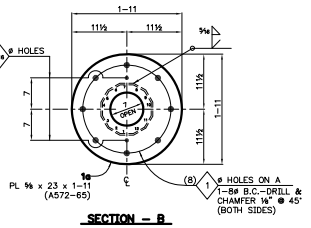

SECTION - B

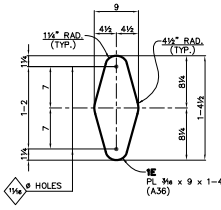

REMOVABLE COVER PLATE DETAIL
(TO BE SHOP ASSEMBLED)

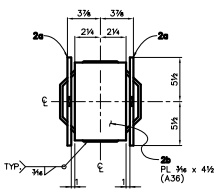

SECTION - C1

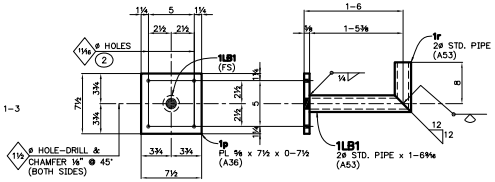

LIGHT BRACKET - 1LB1

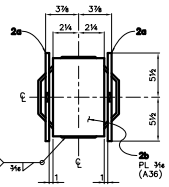

SECTION - D1

MATERIAL REQ'D. FOR ASSEMBLY			
MARK	QTY.	DESCRIPTION	GALV. WT.
1S01	ONE	POLY-12 POLE	2,605
1S02	ONE	POLY-12 POLE	2,605
1LB1	2	LIGHT BRACKET (UNIT WT. = 19)	38
2S03	ONE	POLY-8 POLE	798
2S04	ONE	POLY-8 POLE	722
		TOTAL GALV. WT.	6,768#

HARDWARE REQD. FOR ASSEMBLY		
MARK	QTY.	DESCRIPTION
①	8	1¼ø x 3¼ (A325) BOLTS W/ ONE-1¼ø HARDENED F.W. EACH ONE-1¼ø ANCO LOCKNUT EACH
②	8	⅝ø x 2¼ (A325) BOLTS W/ ONE-⅝ø HARDENED F.W. EACH ONE-⅝ø HEAVY HEX NUT EACH ONE-⅝ø M.F. LOCKNUT EACH
③	2	SEE ANCHOR BOLT CAGE DETAIL ON E02

MATERIAL BILLED FOR ONE MAKE (ONE) TIME

GENERAL NOTES:

1. ALL WELDS SHALL BE IN ACCORDANCE WITH A.W.S. (D. 1. 1.) UNLESS NOTED OTHERWISE.
   a.) ALL CIRCUMFERENTIAL WELDS TO BE FULL PENETRATION WELDS AND U.T. TESTED IN ACCORDANCE WITH AWS & ASNDT.
   b.) ALL MATERIAL WELDED TO STEEL HAVING YIELD STRENGTH OF 60 k.s.i. AND HIGHER SHALL BE WELDED WITH E80XX SERIES ELECTRODES. ALL OTHER MATERIAL TO BE WELDED WITH MINIMUM E70XX SERIES ELECTRODES.
2. POLES SHALL BE HOT DIPPED GALVANIZED AFTER FABRICATION.
3. FIELD BOLT SHIPPING QUANTITIES WILL INCLUDE A MAXIMUM 5% OVERAGE FOR BOLTS 1"ø OR LESS. FIELD BOLTS OVER 1"ø WILL BE EXACT COUNT.
4. POLE TAPER = 0.203312 IN/FT.

NOTICE TO ERECTOR

BACKCHARGES FOR CORRECTIVE WORK OR REPLACED MATERIALS WILL NOT BE ACCEPTED UNLESS EXPRESSLY AUTHORIZED BY DIS-TRAN BEFORE ANY SUCH COST ARE INCURRED.

REV.	REVISION DESCRIPTION	MADE BY	CK'D BY	APP'D BY	DATE
6					
5					
4					
3					
2					
1					

DISTRAN JOB NO. 12-3285P

P.O. LINE ITEM: A 12-3285PE01

DIS-TRAN Steel, LLC
P.O. BOX 5109 · ALEXANDRIA, LA. 71307-5709
PHONE 318-448-0274 · FAX 318-445-4454

GENERATION PLANT SUBSTATION
RENSSELAER MUNICIPAL ELECTRIC UTILITY
RENSSELAER, IN / P.O. #4676-D1

69KV DEADEND H-FRAME / ITEM - 1

ERECTION ELEVATION, SECTIONS & DETAILS

SCALE	DATE	JOB NUMBER	DRAWING NUMBER	REV. NO.
N.T.S.	1/2/13	4676P	E01	0

DRAWN BY	CHK'D. BY	APP'D. BY
SB		

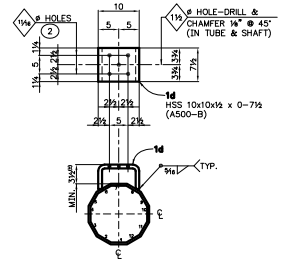

SECTION – E

(1LB1 REMOVED FOR CLARITY)

(HOLD BRACKET PARALLEL TO CENTERLINE OF POLE)

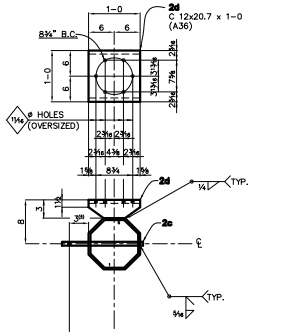

SECTION – F

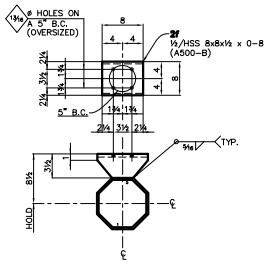

SECTION – G

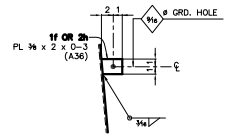

DETAIL – 1

GROUNDING SCHEDULE

DIM'S TO CENTER OF GROUND PLATE

SEE DETAIL–1

POLE – 1S01	POLE – 1S02	POLE – 2S03
℄ OF FLAT 1	℄ OF FLAT 1	℄ OF FLAT 5
1–0	1–0	1–0
5–0	5–0	1–11
9–0	9–0	3–11
13–0	13–0	5–11
17–0	17–0	7–11
21–0	21–0	9–11
25–0	25–0	11–11
29–0	29–0	13–11
33–0	33–0	15–11
37–0	37–0	17–11
41–0	41–0	19–11
45–0	45–0	21–11
49–0	49–0	23–11
53–0	53–0	24–10

ALL DIMENSIONS FROM BOTTOM OF SHAFT

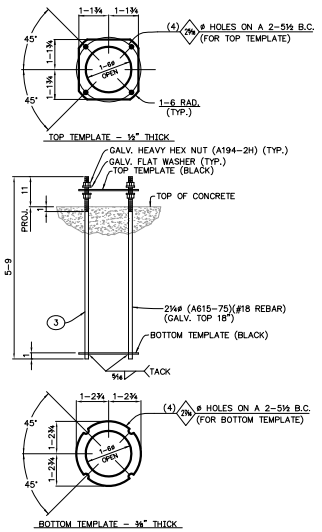

TOP TEMPLATE – ½" THICK

BOTTOM TEMPLATE – ⅜" THICK

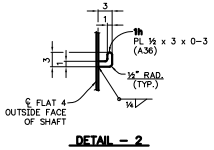

DETAIL – 2

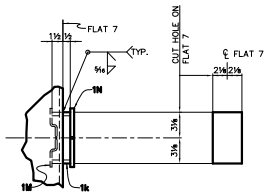

DETAIL – 3

(TO BE SHOP ASSEMBLED)

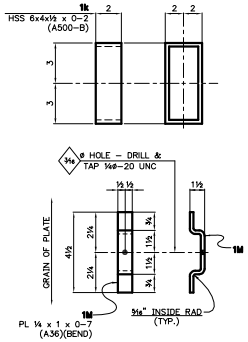

HANDHOLE COVER PLATE NUT

(TO BE SHOP ASSEMBLED)

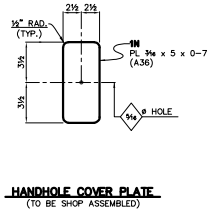

HANDHOLE COVER PLATE

(TO BE SHOP ASSEMBLED)

NOTICE TO ERECTOR

BACKCHARGES FOR CORRECTIVE WORK OR REPLACED MATERIALS WILL NOT BE ACCEPTED UNLESS EXPRESSLY AUTHORIZED BY DIS–TRAN BEFORE ANY SUCH COST ARE INCURRED.

REV.	REVISION DESCRIPTION	MADE BY	CK'D BY	APP'D BY	DATE
6					
3					
2					
1					

REV.	REVISION DESCRIPTION	MADE BY	CK'D BY	APP'D BY	DATE
8					
7					
6					
5					

DISTRAN JOB NO. 12–3285P

P.O. LINE ITEM: A 12–3285PE02

DIS-TRAN Steel, LLC
P.O. BOX 5109·ALEXANDRIA, LA, 71307–5709
PHONE 318–448–0274·FAX 318–445–4454

GENERATION PLANT SUBSTATION
RENSSELAER MUNICIPAL ELECTRIC UTILITY
RENSSELAER, IN / P.O. #4676–D1

69KV DEADEND H–FRAME / ITEM – 1

SECTIONS & DETAILS (CONTINUED)

SCALE	DATE	JOB NUMBER	DRAWING NUMBER	REV. NO.
N.T.S.	1/2/13	4676P	E02	0

DRAWN BY	CHK'D. BY	APP'D. BY
SB		

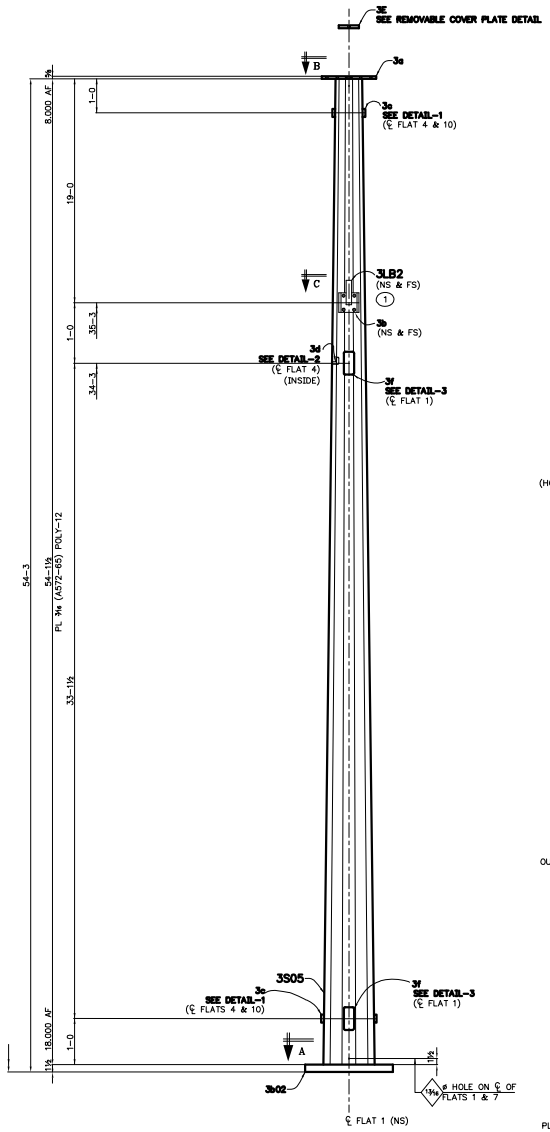

STATIC POLE

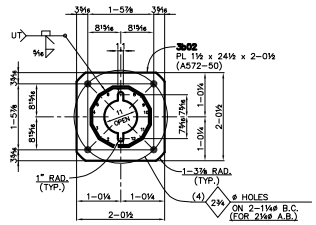

SECTION – A

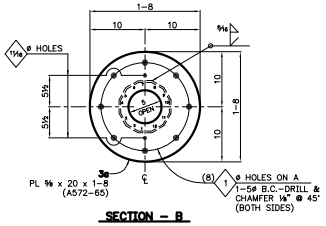

SECTION – B

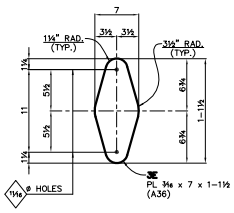

REMOVABLE COVER PLATE DETAIL
(TO BE SHOP ASSEMBLED)

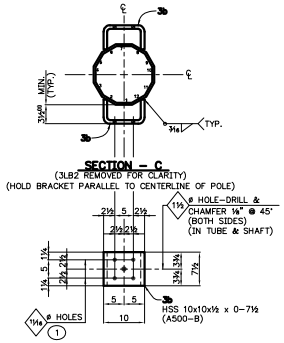

SECTION – C
(3LB2 REMOVED FOR CLARITY)
(HOLD BRACKET PARALLEL TO CENTERLINE OF POLE)

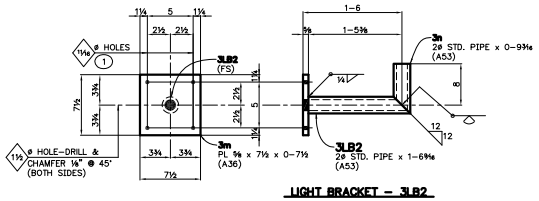

LIGHT BRACKET – 3LB2

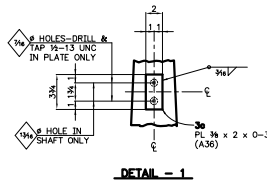

DETAIL – 1

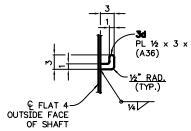

DETAIL – 2

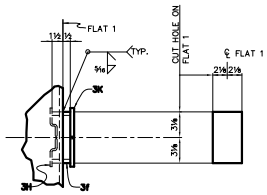

DETAIL – 3
(TO BE SHOP ASSEMBLED)

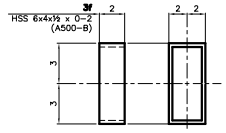

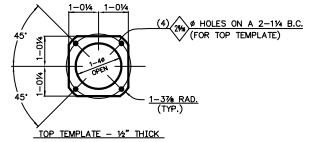

TOP TEMPLATE – ½" THICK

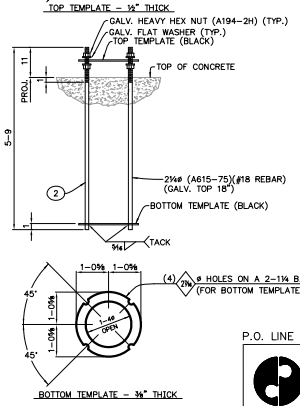

BOTTOM TEMPLATE – ⅜" THICK

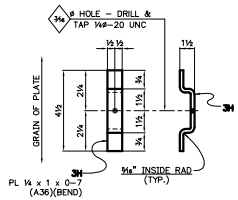

HANDHOLE COVER PLATE NUT
(TO BE SHOP ASSEMBLED)

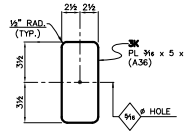

HANDHOLE COVER PLATE
(TO BE SHOP ASSEMBLED)

MATERIAL REQ'D. FOR ASSEMBLY			
MARK	QTY.	DESCRIPTION	GALV. WT.
3S05	ONE	POLY-12 POLE	1,905
3LB2	2	LIGHT BRACKET (UNIT WT. = 19)	38
		TOTAL GALV. WT.	1,943#

HARDWARE REQD. FOR ASSEMBLY		
MARK	QTY.	DESCRIPTION
1	8	⅝⌀ x 2¼ (A325) BOLTS W/ ONE-⅝⌀ HARDENED F.W. EACH ONE-⅝⌀ HEAVY HEX NUT EACH ONE-⅝⌀ M.F. LOCKNUT EACH
2	–	SEE ANCHOR BOLT CAGE DETAIL ON THIS SHEET

MATERIAL BILLED FOR ONE MAKE (2) TIMES

GENERAL NOTES:

1. ALL WELDS SHALL BE IN ACCORDANCE WITH A.W.S. (D. 1. 1.) UNLESS NOTED OTHERWISE.
   a.) ALL CIRCUMFERENTIAL WELDS TO BE FULL PENETRATION WELDS AND U.T. TESTED IN ACCORDANCE WITH AWS & ASNDT.
   b.) ALL MATERIAL WELDED TO STEEL HAVING YIELD STRENGTH OF 60 k.s.i. AND HIGHER SHALL BE WELDED WITH E80XX SERIES ELECTRODES. ALL OTHER MATERIAL TO BE WELDED WITH MINIMUM E70XX SERIES ELECTRODES.
2. POLES SHALL BE HOT DIPPED GALVANIZED AFTER FABRICATION.
3. FIELD BOLT SHIPPING QUANTITIES WILL INCLUDE A MAXIMUM 5% OVERAGE FOR BOLTS 1"⌀ OR LESS. FIELD BOLTS OVER 1"⌀ WILL BE EXACT COUNT.
4. POLE TAPER = 0.184758 IN/FT.

NOTICE TO ERECTOR
BACKCHARGES FOR CORRECTIVE WORK OR REPLACED MATERIALS WILL NOT BE ACCEPTED UNLESS EXPRESSLY AUTHORIZED BY DIS-TRAN BEFORE ANY SUCH COST ARE INCURRED.

REV.	REVISION DESCRIPTION	MADE BY	CK'D BY	APP'D BY	DATE
6					
5					
4					
3					
2					
1					

P.O. LINE ITEM: B 12-3285PE03

DIS-TRAN Steel, LLC
P.O. BOX 5109 · ALEXANDRIA, LA, 71307-5709
PHONE 318-448-0274 · FAX 318-445-4454

GENERATION PLANT SUBSTATION
RENSSELAER MUNICIPAL ELECTRIC UTILITY
RENSSELAER, IN / P.O. #4676-D1

STATIC POLE / ITEM – 2

ERECTION ELEVATION, SECTIONS & DETAILS

SCALE	DATE	JOB NUMBER	DRAWING NUMBER	REV. NO.
N.T.S.	1/2/13	4676P	E03x	0

DRAWN BY	CHK'D. BY	APP'D. BY
SB		